

Bird Spike Systems

Our spike systems are a very effective, low-cost way of deterring birds from perching and roosting.


We offer a wide range of spikes to protect ledges, gutters, beams, pipes, signs etc.

The spikes can be installed by using our professional silicone adhesive, or can be nailed or screwed to the required surface. One tube of silicone adhesive will bond up to 7-metres of spikes.

Cable ties are also available to fix the spikes to pipe work and other tubular surfaces.

We also sell gutter clips and window posts to protect in the most efficient way possible. The gutter clips simply clip onto the spikes and then onto the gutter. Window posts are glued to the window frame so that when the window is opened the spikes simply move with it, allowing the full use of the window to be maintained.

For each metre of spikes you will require 6 gutter clips, window posts or cable ties depending on which method you choose.



Spiking on and around a chimney

We have two ranges of spikes, Professional (Stainless Steel) and Budget (Polycarbonate). The spikes come in a range of widths and spike densities depending on the size of the area you are trying to protect.

Our spikes are sold per linear-metre and each metre comprises 3 x 33cm strips. On each strip there are snap off points along its base making it easy to fit the spikes in small areas, to the exact size required.

There are two different heights of spikes depending on whether they are being used for pigeons or gulls. It is important to choose carefully, because pigeon spikes will not protect against seagulls.



Spiking on signage

All spike orders come with installation instructions.



Installing Spikes



An example of Window Posts

Installing Spike Systems

Required Products

It is essential when installing spikes that you choose the correct method and products for installation.

You may require the following:

- Correct spikes to suit the species of bird
- A product to prime the area where you will be installing the spikes
- Appropriate fixing method.
- Correct width spikes to complete the job effectively.
- Tools for installation

Spikes

The most important part of the spike system is to ensure you have the correct spikes to protect the affected area in question. The first question you need to answer is whether you are trying to deter seagulls or pigeons.

Seagull spikes are 55mm taller than pigeon spikes, due to their longer legs, and will protect against both seagulls and pigeons. Pigeon spikes however will not protect against Seagulls so it is of vital importance to select the correct type. Do not use pigeon spikes against seagulls, they will not work.

Pigeon spikes come in a variety of sizes and again it is vital that you make the correct selection.

Once you have measured the depth of the area you are trying to protect you will be able to make the appropriate choice. You will also need to choose between either our Budget range or our Professional range, both work equally well, however the budget spikes are slightly more visible.

Product No.	Description	Unit
BS252	Professional Seagull Spikes 1-19m	metre
BS253	Professional Seagull Spikes 20-49m	metre
BS254	Professional Seagull Spikes 50-99m	metre
BS255	Professional Seagull Spikes 100-299m	metre
BS256	Professional Seagull Spikes 300m+	metre






Product No.	Description	Unit
BS264	Triangular Ridge Gull Spikes, Grey - 1-19m	metre
BS265	Triangular Ridge Gull Spikes, Grey - 20-49m	metre
BS266	Triangular Ridge Gull Spikes, Grey - 50-100m	metre
BS267	Triangular Ridge Gull Spikes, Grey - 100-299m	metre
BS268	Triangular Ridge Gull Spikes, Teracotta - 1-19m	metre
BS269	Triangular Ridge Gull Spikes, Teracotta - 20-49m	metre
BS270	Triangular Ridge Gull Spikes, Teracotta - 50-100m	metre
BS271	Triangular Ridge Gull Spikes, Teracotta - 100-299m	metre

Product No.	Description	Unit
BS302	Budget Plastic Pigeon Spikes 1-19m	metre
BS303	Budget Plastic Pigeon Spikes 20-49m	metre
BS304	Budget Plastic Pigeon Spikes 50-99m	metre
BS305	Budget Plastic Pigeon Spikes 100-299m	metre
BS306	Budget Plastic Pigeon Spikes 300m+	metre

Product No.	Description	Unit
BS272	Professional Narrow Pigeon Spikes 1-19m	metre
BS273	Professional Narrow Pigeon Spikes 20-49m	metre
BS274	Professional Narrow Pigeon Spikes 50-99m	metre
BS275	Professional Narrow Pigeon Spikes 100-299m	metre
BS276	Professional Narrow Pigeon Spikes 300m+	metre

Product No.	Description	Unit
BS284	Professional Medium Pigeon Spikes 1-19m	metre
BS285	Professional Medium Pigeon Spikes 20-49m	metre
BS286	Professional Medium Pigeon Spikes 50-99m	metre
BS287	Professional Medium Pigeon Spikes 100-299m	metre
BS288	Professional Medium Pigeon Spikes 300m+	metre

Product No.	Description	Unit
BS296	Professional Wide Pigeon Spikes 1-19m	metre
BS297	Professional Wide Pigeon Spikes 20-49m	metre
BS298	Professional Wide Pigeon Spikes 50-99m	metre
BS299	Professional Wide Pigeon Spikes 100-299m	metre
BS300	Professional Wide Pigeon Spikes 300m+	metre



It is important to ensure that gaps between adjacent rows of spikes or between spikes and back walls should not exceed 65mm for Pigeons and 100mm for Gulls. It is also essential that the spikes overhang the leading edge of the surface by at least 10mm, to prevent the birds from landing.



Products for Surface Preparation

It is essential when installing spikes, particularly when using adhesive, that the area is primed before installation takes place. This can be done using Surface Activator which is a cleaner, degreaser and primer all-in-one, which is designed to prepare non porous surfaces such as plastic, coatings and metals to improve adhesion. Alternatively Surface Cleaner is a cleaner and degreaser that will ensure no grease or stains will remain on non-porous surfaces before applying adhesive. Surface Cleaner is used to ensure a long-term bond for your spikes. If re-applying spikes it is also essential to remove any existing silicone using our silicone remover.



Surface Activator - 500ml Can



Surface Cleaner - 500ml Can



Silicone Remover 100ml

Product No.	Description	Unit
BS331	Surface Activator - 500ml	each
BS332	Surface Cleaner - 500ml	each
BS333	Silicone Remover - 100ml	each

Fixing the Spikes

Your method of fixing will vary depending on the area you want to protect. Our silicone adhesive can be used on almost any surface so long as it is prepared correctly. Our adhesive is a professional product which cannot be found in DIY shops and is a vastly superior silicone due to it's easy application and the fact that it remains permanently elastic after curing. It is a neutral-curing silicone specially chosen to install our repellent spike systems for it's low odour/high tack adhesion properties.

Apply a generous bead of silicone adhesive along the entire base of the strip. Press the strip down firmly on the surface to which it is to be applied so that rivets of glue come up through the holes in the base. Do not use standard DIY silicone adhesive to stick the spikes down as the high acetone content will rot the polycarbonate base of the spikes. Rigid adhesives, such as No More Nails and Gripfill will also be ineffective as the brittle nature of the adhesive once set will cause the spikes to fall off.

For use on damp surfaces try our Stixall Adhesive.

To protect birds from perching in guttering, we supply gutter clips which you simply clip to the spikes and fit over the edge of the gutter. These are available for all of the spikes except the Stainless Steel Wide Pigeon spikes.

If you are trying to protect window ledges but need to be able to open the casement window, we have window posts which you can stick onto the window frame, clip the spikes into these and as you open the window the spikes move as well. Sash windows do not require window posts.

The spikes can also be attached, or re-inforced using cable ties, especially useful on pipework.




Silicone adhesive



Cable Ties - 432mm x 4.8mm

Product No.	Description	Unit
BS327	Silicone Adhesive - 310ml	each
BS328	Silicone Adhesive Carton - 310ml x 15 Includes 3 tubes free	pack of 15
BS329	StixAll Adhesive - 310ml	each
Bs330	StixAll Adhesive Carton - 310ml x 15 Includes 3 tubes free	pack of 15

Product No.	Description	Unit
BS315	1m Cable Tie Pack - Black (6 Ties)	pack of 6
BS316	5m Cable Tie Pack - Black (30 Ties)	pack of 30
BS317	10m Cable Tie Pack - Black (60 Ties)	pack of 60
BS318	1m Cable Tie Pack - White (6 Ties)	pack of 6
BS319	5m Cable Tie Pack - White (30 Ties)	pack of 30
BS320	10m Cable Tie Pack - White (60 Ties)	pack of 60



Gutter Clips



Window Posts

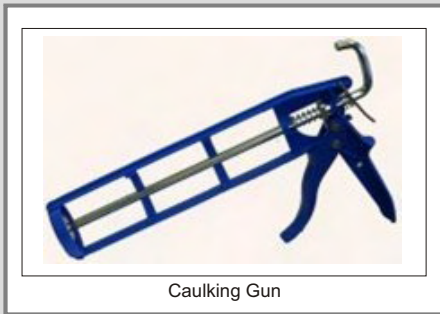
Product No.	Description	Unit
BS321	1m Gutter Clip Pack (6 Clips)	pack of 6
BS322	5m Gutter Clip Pack (30 Clips)	pack of 30
BS323	10m Gutter Clip Pack (60 Clips)	pack of 60
BS324	1m Window Post Pack (6 Posts)	pack of 6
BS325	5m Window Post Pack (30 Posts)	pack of 30
BS326	10m Window Post Pack (60 Posts)	pack of 60

Tools

As with all bird proofing, the key to a successful installation is to ensure you are using the correct tools.

We sell a range of spike installation tools to ensure the surface is prepared well.

You will also require a caulking gun to use the Silicone Adhesive or the Stixall.



Caulking Gun



Installers Kit



Tools for surface preparation

Product No.	Description	Unit
BS314	Spike Installers Kit	each
BS334	Caulking Gun	each
GC082	Riggers Gloves	Pair
GC091	Metal Scraper	each
GC092	Wire Brush	each
BS335	Disposable Priming Brush	each

Spike Kits - Save 20% on individual component prices

Spikes and adhesive in a kit, for quick and easy ordering.

The kits come with 5m of spikes and a tube of silicone adhesive. 5m is considered the optimum amount of spikes you can fix per tube of adhesive including surface priming.

You may also require the Spike Installers Kit, product no. BS314.

The kits are available for Seagull Spikes, or any Pigeon Spike in our range, please select the type of spike required when ordering.



Budget

Product No.	Description	Unit
BS307	5m Plastic Pigeon Spike 1 x silicone adhesive	each

Professional


Product No.	Description	Unit
BS277	5m Narrow Stainless Steel Pigeon Spike 1 x silicone adhesive	each
BS289	5m Medium Stainless Steel Pigeon Spike 1 x silicone adhesive	each
BS301	5m Wide Stainless Steel Pigeon Spike 1x silicone adhesive	each
BS257	5m Stainless Steel Seagull Spikes 1 x silicone adhesive	each

Gutter Kits - Save 20% on individual component prices

Spikes and gutter clips in a kit, for quick and easy ordering.

The kits come in 1m, 5m or 10m packs enabling you to chose the relevant quantity and type of spike required.

The kits are available for seagull spikes, or any pigeon spike in our range except for wide pigeon spikes. Please select the type of spike and quantity in metres required when ordering.



Budget

Product No.	Description	Unit
BS308	1m Plastic Pigeon Spikes, 6 Gutter clips	each
BS309	5m Plastic Pigeon Spikes, 30 Gutter Clips	each
BS310	10m Plastic Pigeon Spikes, 60 Gutter Clips	each

Professional

Product No.	Description	Unit
BS278	1m Narrow Pigeon Spikes, 6 Gutter Clips	each
BS279	5m Narrow Pigeon Spikes, 30 Gutter Clips	each
BS280	10m Narrow Pigeon Spikes, 60 Gutter Clips	each
BS290	1m Medium Pigeon Spikes, 6 Gutter Clips	each
BS291	5m Medium Pigeon Spikes, 30 Gutter Clips	each
BS292	10m Medium Pigeon spikes, 60 Gutter Clips	each
BS258	1m Seagull Spikes, 6 Gutter Clips	each
BS259	5m Seagull Spikes, 30 Gutter Clips	each
BS260	10m Seagull Spikes, 60 Gutter Clips	each

Window Kits - Save 20% off individual component prices

Spikes and window clips in a kit, for quick and easy ordering.

The kits come in 1m, 5m or 10m packs enabling you to chose the relevant quantity and type of spike required.

The kits are available for seagull spikes, or any pigeon spike in our range except for wide pigeon spikes. Please select the type of spike and quantity in metres required when ordering.



Budget

Product No.	Description	Unit
BS311	1m Plastic Pigeon Spikes, 6 Window Clips, 1 x silicone adhesive	each
BS312	5m Plastic Pigeon Spikes, 30 Window Clips, 1 x silicone adhesive	each
BS313	10m Plastic Pigeon Spikes, 60 Window Clips, 2 x silicone adhesive	each

Professional

Product No.	Description	Unit
BS281	1m Narrow Pigeon Spikes, 6 Window Clips, 1 x silicone adhesive	each
BS282	5m Narrow Pigeon Spikes, 30 Window Clips, 1 x silicone adhesive	each
BS283	10m Narrow Pigeon Spikes, 60 Window Clips, 2 x silicone adhesive	each
BS293	1m Medium Pigeon Spikes, 6 Window Clips, 1 x silicone adhesive	each
BS294	5m Medium Pigeon Spikes, 30 Window Clips, 1 x silicone adhesive	each
BS295	10m Medium Pigeon spikes, 60 Window Clips, 2 x silicone adhesive	each
BS261	1m Seagull Spikes, 6 Window Clips, 1 x silicone adhesive	each
BS262	5m Seagull Spikes, 30 Window Clips, 1 x silicone adhesive	each
BS263	10m Seagull Spikes, 60 Window Clips, 2 x silicone adhesive	each

