

# The Post and Wire System

The Post & Wire System is a cost effective, extremely versatile and totally humane bird deterrent system. The basic concept is to place thin stainless steel wires, tensioned with springs, just above a ledge or other feature that it is used by the birds. The wires present a physical barrier to the birds' normal landing behaviour and even if they do find a way to land, the unstable feel of the spring-loaded wires will deter all but the most persistent birds.

The wires are held in position by vertically mounted stainless steel posts.

The system is an ideal solution for ornate building facades where the anti-perch system's visual impact is an important factor to be taken into consideration.



Masonry System - Seagulls

The system is an all stainless steel construction, making it highly durable against the elements.

Post and Wire systems are not appropriate for combating high pressure bird infestations where birds are roosting or nesting, but is a very effective anti-perch solution.



Surface Mount System - Seagulls

You will require different larger, more robust components for Seagulls, so please choose your components carefully. For technical assistance please contact our sales team on 0845 6020806, or download a full instruction manual from [www.gullstop.co.uk](http://www.gullstop.co.uk)



Triangular Ridge Bracket

# Installing Post and Wire Systems

## Required Products

For an effective installation it is important to install the correct components. Please see the table below to help you select which components are right for your bird proofing requirements.

	PIGEONS	SEAGULLS
<b>Height of front/leading edge wire</b>	90mm	160mm
<b>Post size to be used on leading edge for masonry</b>	115mm x 4mm dia. single head for low pressure. 130mm x 4mm dia. double head for medium pressure.	180mm x 4mm dia. Single head
<b>Post size to be used on leading edge for surface mount</b>	90mm x 4mm dia single head for low pressure	150mm x 4mm dia single head
<b>Height of wire in subsequent rows</b>	125mm	150mm - 160mm
<b>Post size to be used on subsequent rows for masonry</b>	150mm x 4mm dia. Single head.	180mm x 4mm single head
<b>Post size to be used on subsequent rows for surface mount</b>	125mm x 4mm dia Single	150mm x 4mm single head
<b>Distance between posts</b>	Max 1.5m apart, can be less, but use a min of 1 spring per 1.5m run	Max 3m apart, can be closer, but use a min of 1 spring per 3m run.
<b>Distance between parallel rows of wire</b>	65mm max	125mm max
<b>Spring type</b>	Standard Spring	Micro Spring
<b>Wire type</b>	0.45mm dia. Plastic coated to 0.70mm dia. breaking load 24.5kg	0.96mm dia. non-coated, breaking load 93kg.
<b>Crimp type</b>	Nickle plated crimps	1mm copper crimps

For ease of ordering, we supply everything required in kits, for both surface mount and masonry, in gull and pigeon form. The kits for Pigeons will cover an area up to 45 metres long, using a double run of wire. The kits for Seagulls will cover an area up to 180 metres long in a single run of wire

## Pigeon Wire Kits

These pigeon kits include;

### Surface Mount:

Pigeon Wire X 100m  
Pigeon Post 125mm Single Head X 30  
Pigeon Post 90mm Single Head X 30  
Standard Springs X 100  
Nickel Crimps X 200  
Surface Mount Bases X 60  
Crimp Tool X 1  
Surface Activator 500ml X 1  
Silicone Adhesive 300ml X 1

Product Code PW224

### Masonry:

Pigeon Wire X 100m  
Pigeon Post 150mm Single Head x 30  
Pigeon Post 130mm Double Head x 30  
Standard Springs x 100  
Nickel Crimps x 200  
Masonry Rivets x 60  
Screw Pin & Plug x 10  
Crimp Tool x 1  
6.5mm Straight Shank Masonry Drill Bit x 1

Product Code PW223



# Pigeon Wire Components


## Pigeon Wire and Posts



Bird Wire



Single Headed Bird Posts



Double Headed Bird Posts



Screw pin & Plug

<b>Product No.</b>	<b>Description</b>	<b>Unit</b>
PW200	Bird Wire - 50m Roll	50m
PW201	Bird Wire - 100m Roll	100m
PW202	Bird Wire - 250m Roll	250m
PW203	Bird Wire - 500m Roll	500m
PW204	Single Headed Bird Post Front Row - 115mm Masonry	pack 100
PW205	Double Headed Bird Post Front Row - 130mm Masonry	pack 100
PW001	Single Headed Bird Post Second Row - 150mm Masonry	pack 100
PW 215	Single Headed First Row Bird Post - 90mm Surface Mount	pack 100
PW214	Single Headed Second Row Bird Post - 125mm Surface Mount	pack 100
PW 211	Screw Pin & Plug	pack 10


## Other Pigeon Wire Components



Standard Springs



Nickel Crimps




Masonry Rivets



Surface Mount Bases

<b>Product No.</b>	<b>Description</b>	<b>Unit</b>
PW207	Standard Springs	pack 100
PW208	Nickel Crimps	pack 100
PW209	Masonry Rivets available in Grey & Stone	pack 100
PW219	Surface Mount Bases, available in Grey, Stone, Black & white	Pack 10

## Special Brackets - For pigeons




Triangular Ridge Bracket



Half Round Bracket




Single Headed Gutter Clamp



Double Headed Gutter Clamp



Beam Clamp



Rail Clamp

<b>Product No.</b>	<b>Description</b>	<b>Unit</b>
PW216	Single Headed Gutter Clamp - 95mm	pack 10
PW217	Double Headed Gutter Clamp - 130mm	pack 10
PW218	Beam Clamp - 95mm	pack 10
PW234	Rail Clamp Post	pack 10
PW236	Rail Clamp 25mm - 35mm dia	pack 10
PW237	Rail Clamp 45- 60mm dia	pack 10
PW238	Rail Clamp 60 - 80mm dia	pack 10
Pw239	Rail Clamp 90 - 120mm dia	pack 10
PW240	Rail Clamp 130 - 160mm dia	pack 10

# Gull Wire Kits

These seagull kits include;

## Surface Mount:

Gull Wire X 200m  
 Gull Post 150mm Single Head X 60  
 Micro Springs x 100  
 Copper Crimps x 200  
 Surface Mount bases x 60  
 Crimp Tool X 1  
 Surface Activator 500ml X 1  
 Silicone Adhesive 300ml X 1

Product Code PW233

## Masonry:

Pigeon Wire X 100m  
 Pigeon Post 180mm Single Head x 60  
 Micro Springs x 100  
 Copper Crimps x 200  
 Masonry Rivets x 60  
 Screw Pin & Plug x 10  
 Crimp Tool x 1  
 6.5mm Straight Shank Masonry Drill Bit x 1

Product Code PW232



# Gull Wire Components


## Gull Wire and Posts




Gull Wire



Single Headed Gull Posts



Double Headed Gull Posts



Product No.	Description	Unit
PW225	Gull Wire - 200m Roll	200m
PW226	Single headed Gull Post - 180mm Masonry	pack 100
PW231	Single Headed Gull Post - 150mm Surface Mount	pack 100
PW211	Screw Pin & Plug	pack 10

## Other Gull Wire Components



Micro Springs



Copper Crimps




Masonry Rivets



Surface Mount Bases

Product No.	Description	Unit
PW227	Micro Springs	pack 100
PW228	Copper Crimps	pack 100
PW209	Masonry Rivets available in Grey & Stone	pack 100
PW220	Surface Mount Bases, available in Grey, Stone, Black & white	Pack 10


## Special Brackets - For gulls



Rail Clamp

Product No.	Description	Unit
PW229	Triangular Ridge Bracket	each
PW230	Half Round Bracket	each
PW235	Rail Clamp Post	pack 10
PW236	Rail Clamp 25mm - 35mm dia	pack 10
PW237	Rail Clamp 45- 60mm dia	pack 10
PW238	Rail Clamp 60 - 80mm dia	pack 10
PW239	Rail Clamp 90 - 120mm dia	pack 10
PW240	Rail Clamp 130 - 160mm dia	pack 10


# Tools



<b>Product No.</b>	<b>Description</b>	<b>Unit</b>
PW241	Crimp and cut tool for Pigeon Wire	each
PW242	6.0mm Straight Shank Drill Bit	each
PW243	6.5mm Straight Shank Drill Bit	each

## Bird Coil

This is a discreet system that acts as a deterrent for birds landing or perching. It is ideal for window sills, ledges, parapets, signs and beams. The system has no pointed features so it is totally safe to touch. It is also great for using on surfaces which are curved, as it is easy to install on a bend.



The coil is available in 100mm and 125mm diameters, for either pigeons or seagulls. Each coil is 7.5m in lengths. We also supply a full range of fixing kits, to provide you with suitable fixings dependant on the surface you are fixing the coil to.

## Easy Installation of Bird Coil

The Bird Coil is very easy to install providing you purchase the correct fixings. Coils can be easily cut-down to size using wire cutters.

You will require a pair of end brackets at each end of the coil. These are fixed down using intermediate fixing clips and screws, or you can use surface cleaner to prepare the surface of the clip then use our silicone adhesive to stick the clips down. Intermediate clips should then be placed at 1 metre intervals along the surface you are protecting and the coil is simply clipped into place.

Fixing kits are sold complete with everything required for installation. Please select when ordering the appropriate kit for the size of coil that you have purchased. End brackets and intermediate clips are also sold separately.



Bird Coil



End Brackets



Intermediate Fixing Clips

<b>Product No.</b>	<b>Description</b>	<b>Unit</b>
BC040	Bird Coil, 100mm (4") - 7.5m	each
BC041	Bird Coil, 100mm (4") - 30m 4 x 7.5m coils	each
BC042	Bird Coil, 125mm (5") - 7.5m	each
BC043	Bird Coil, 125mm (5") - 30m 4 x 7.5m coils	each
BC044	End Brackets - For 100mm (4") Coil Pack of 2	pack of 2
BC045	End Brackets - For 125mm (5") Coil Pack of 2	pack of 2
Bc046	Intermediate Clips Pack of 10	pack of 10