

# Guano Cleaning

Birds, particularly pigeons are associated with dissemination of the causative agents of a large number of diseases that can affect the health of humans. It is believed that there are more than 30 such zoonoses that can be passed to humans. These diseases include Salmonella, Chlamydia, Ornithosis and Vibrio Cholerae.

Guano build-up on floors, pavements and gantries can also be a serious slip hazard, especially when wet. If you are an employer or local authority you could be legally liable under health and safety regulations for accidents arising from uncleared pigeon droppings.



Clearing accumulations of guano is potentially very dangerous for the operators involved in the clearance, as well as anyone else that they may come into contact with during or after the job. It is therefore essential that all the proper safety and disposal equipment is used and appropriate personal protection equipment worn.

It is absolutely essential that you use a respirator that can deal with toxic dusts. Our P3 respirators will protect you for both outdoor and indoor work. It is also recommended that disposable overalls are used, particularly for indoor work, as they also have a hood to keep your head clean. Gloves and safety goggles should also be worn at all times during the clean up and while disposing of the guano.



For small quantities of guano, using a metal scraper and a wire brush should be sufficient. On delicate stonework, you may need to use a soft brush. For large quantities you will need a metal shovel and a brush. It is important to dispose of the guano in heavy duty sacks, sealed with a cable tie. Our waste sacks will carry up to 25kgs securely.

It is important to remember your safety comes first when clearing up guano and should you have any further questions please do not hesitate to contact our technical team on 0845 6020806, who can answer any further questions you may have.

## Personal Protection Equipment (PPE)

It is extremely important that anyone coming into contact with Guano when carrying out a clearance job wears correct protective equipment, to prevent the transmission of diseases which can be harmful to humans.

We supply a Budget Range of equipment for people carrying out a one-off job, and a Professional Range for those clearing guano on a regular basis.

You can purchase kits, with everything you will require included, or you can purchase individual items, depending on your requirements.

You will require the following PPE when carrying out a clearance:

**Tyvex Suits** - One size fits all. This CE-marked disposable coverall with elasticated hood gives protection of clothing and hair during guano clearance activities. The suit is dust proof and splash proof with elasticated cuffs and ankles with a zipped front from neck to groin.

**Protective Gloves** - If you are simply clearing the guano we can supply you with **Latex disposable gloves**, offering protection against guano, bird lime and silicone adhesive - one size fits all. If you will be using chemicals such as PX Ornikill and require something for regular guano clearances our **Nitrile Gloves** will do just the job. They are flock lined for comfort and are manufactured from 100% Butadiene Acrylonitrile

**Riggers Gloves** are ideal for heavy-duty clean-up operations. These gloves are not waterproof, but latex gloves can be worn beneath these to offer better protection.

**Safety Goggles** - Disposable safety goggles are a must when clearing guano as they protect your eyes from dust and grit. These goggles come with a shatterproof, scratch resistant perspex lens

**Dust Mask or Respirator** - For one-off clearance jobs our P3 valved dust mask will be suitable. It has an exhalation valve to reduce heat and moisture build-up to increase comfort. For a professional mask, our Scott Profile 2 Half Face respirator conforms to CE 0121 EN 140:1998. This product requires a pair of Scott Pro 2 P3 Removable Dust Filters which can be disposed of after use.



Tyvox Suit



Nitrile Gloves



Latex Gloves



Riggers Gloves



Safety Goggles



P3 Valved Dust Mask



Half Face Respirator



Product No.	Description	Unit
GC087	Tyvox Suit - XL	each
GC084	Nitrile Gloves	pair
GC080	Latex Gloves	pack of 10
GC081	Latex Gloves	pack of 100
GC082	Riggers Gloves	pair
GC085	Safety Goggles	each
GC086	P3 Valved Disposable Dust Mask	each
CG093	Half Face Respirator	each
Cg094	Respirator Filters	pair



## Products for Cleaning and Disinfecting the Area

It is important to apply disinfectants to the surface of accumulated bird droppings, prior to beginning the clearance. It is also important to use it whenever a fresh layer becomes exposed, especially where droppings are dried and disturbance would give off clouds of dust and microorganisms. Please also make sure you apply some more disinfectant to the area when the guano has been fully removed.

**PX Ornikill** is a professional, specially formulated ornithological disinfectant which contains 1% biguanide and 15% QAC'S, designed to kill any microorganisms which can spread diseases. It is supplied in 1- litre containers and when diluted with water makes 50 litres, which can be easily sprayed over the guano.

**Guanaway** contains didecyldimethylammonium chloride, which as well as being a disinfectant also acts as a powerful cleaner-de-greaser. It is supplied in a ready-to-use 750ml trigger spray.

**Bird S\*It Remover** quickly and easily removes bird dirt from your boat, boat covers and cars, including soft tops. This product is environmentally friendly and is safe to use on almost any material including wood and fibreglass. Available in 500ml trigger spray or a 5l container. This product is not a disinfectant.



PX Ornikill - 1 litre



Guanaway - 750ml GC



Bird S\*It Remover - 500ml

Product No.	Description	Unit
GC079	PX Ornikill	litre
GC101	Guanaway	750ml
GC099	Bird S*It Remover	500ml
Gc100	Bird S*It remover	5 litres

# Tools

Using the correct tools for Guano clearance is as important as for any other job. All the tools can be purchased in kits, or individually. It is also important to dispose of the guano properly.

You may require the following tools:

**Metal Scraper** - For removing stubborn guano solids.

**Wire Brush** - An alternative to the metal scraper for removing guano solids.

**Metal Shovel** - For use in lifting collected guano into waste sacks. Can be disposed of after use if necessary.


**Soft Brush**- For use in collecting guano prior to lifting with shovel into waste sacks. Can be disposed of after use.

**Waste Sacks** - A pack of ten heavy guage sacks, much stronger than a domestic bin liner.

**Cable Ties** - 200mm long ties for use in sealing the heavy duty waste sacks. Sold in packs of 10 or 100.



Waste Sacks




Cable Ties



Metal Scraper




Wire Brush



Soft Brush

Product No.	Description	Unit
GC091	Metal Scraper	each
GC092	Wire Brush	each
GC097	Metal shovel	each
GC098	Soft Brush	each
GC083	Waste Sacks	pack 10
GC095	Cable Ties - 200mm	pack 10
GC096	Cable Ties - 200mm	pack 100



Metal Shovel

## Guano PPE Kits

These kits contain all of the PPE that one person will need for a safe guano removal project, available in both Budget and Professional.

Included in the Budget Kit is:

Tyvox Suit x 1  
 Latex Gloves x 1 pair  
 Safety Goggles x 10 pairs  
 P3 valved dust mask x 1

Product Code GC089

Included in the Professional Kit is:

Tyvox Suit x 1  
 Nitrile Gloves x 1 pair  
 Safety Goggles x 1  
 Half Face Respirator x 1  
 P3 Filters x 1 pair

Product Code GC088



GC089



GC088

Product No.	Description	Unit
GC099	Guano Budget PPE Kit	per kit
GC098	Guano Professional PPE Kit	per kit

## Guano Tool Kit

This kit contains:

PX Ornikill x 1  
 Soft Brush x 1  
 Metal Shovel x 1  
 Heavy Duty Waste sacks x 10  
 Cable Ties x 10  
 Metal Scraper x 1  
 Wire Brush x 1



Product No.	Description	Unit
GC088	Guano Removal Tool Kit	per kit